

W-W Shredder-Grinders for Gravely Tractors



Model 5-VL. Capacity of 5 cubic yards per hour.

The same new design features of the 5-20-VL are built in the smaller model 5-VL. 8" cylinder operates at 2,700 rpm to allow operator to grind*, shred, screen or mix.

And rust-resistant cast iron main frame ensures the high speed ball bearings and drive shaft are kept in perfect alignment.

*Not designed for grinding tree limbs.

Model 5-20-VL. Shreds or grinds up to 12 cubic yards per hour.

Feed in almost any kind of composting material, from leaves to 3" diameter tree limbs, to phosphate rocks. The W-W 5-20-VL can tackle it!

It's designed specifically to attach to all 2-wheel Gravely convertible tractors and is powered directly off the tractor's PTO. An important new feature of the 5-20-VL is the "quick hitch" design for easy hook-up. You simply slide the U-joint coupler onto the tractor's PTO shaft and insert the hitch pin through the Gravely pivot pin. That's it!

Big 20" wide x 9" diameter grinding chamber means capacity! And W-W's exclusive interchangeable shredding roller bars and grinding screens are standard so you can shred or grind as desired or as material requires. Screens and rods can be installed or removed quickly without the use of tools.

Heavy-duty 20" cylinder features high-quality hammermill-type hammers with high-carbon hammer tips for efficient cutting. And, hammers can be reversed to double their life. The 5-20-VL also has dual 10" diameter wheels in front for good flotation even on soft ground.


Proven performance...new features. The leader moves further ahead.

Improved features and options add a new dimension to W-W!

New quick-hitch hook-up*!



New design for fast, simple connection. Just slide the U-joint coupler onto your tractor's PTO shaft and insert the hitch pin through the tractor's pivot pin. You're ready for action! Rear jack stands allow W-W units to free-stand during hook-up or storage.

*Requires Gravelly quick-hitch kit.




Heavy-duty 20" cylinder!

Standard equipment on the W-W Model 5-20-VL! 24 reversible, quick-change hammers are double thickness for long life. Increases machine capacity. Operates at 2,700 rpm.



Optional center shaft feed opening*, available on the 5-20-VL, lets you direct limbs and branches up to 3" in diameter directly into the center of a heavy-duty cylinder.

*Required for grinding limbs and tree trimmings.



Grinding screens with 3/4" perforations are furnished as standard equipment on both the 5-20-VL and the 5-VL. For special applications, nine screen options are available with perforations ranging from 1/8" to 2".

SPECIFICATIONS

Description	5-VL	5-20-VL
Operating speed	2,700 rpm	2,700 rpm
Main frame	Cast iron	Cast iron
Front & back	Heavy-gauge steel	Heavy-gauge steel
Hammer type	Fixed	Fixed
Hammer material	High-carbon steel, heat-treated	High-carbon steel, heat-treated
Number of hammers	6	24
Number of striking surfaces	12	24
Cylinder shaft size	1-3/8" sq.	1-3/8" sq.
Cylinder shaft bearing size	1"	1-3/16"
Drive mechanism	V-belt	V-belt
Grinding chamber size	8" wide, 9" diameter	20" wide, 9" diameter
Grinding screen size	7 3/4" x 17 1/2"	19 3/4" x 16 1/2"
Screen perforation (std.)	3/4"	3/4"
Shredding configuration	9 rods	6 rollers and rods
Maximum hourly capacity	5 cu. yds.	12 cu. yds.
Hopper opening (top)	8" x 26"	11" x 36"
Throat opening to grinder chamber	8" x 7 1/2"	9 1/2" x 8"
Machine width	27"	36"
Machine length	26"	39"
Loading height	37"	44"
Discharge height	16"	18"
Mobility	Two wheels; (semi-pneumatic) 2.75 x 10" dia.	Two wheels; (semi-pneumatic) 2.75 x 10" dia.
Shipping weight	148 lbs.	267 lbs.
Heavy-duty cylinder	N/A	Standard

OPTIONAL EQUIPMENT

Screens: (1/8", 1/4", 3/8", 1/2", 3/4", 1", 1 1/4", 1 1/2", 2")	Optional	Optional
Center shaft feed opening	N/A	Optional
Shredder-grinder cover	Optional	Optional

Specifications subject to change without notice and without liability therefore.

SINCE
W-W GRINDER INC.
1910

2957 N. Market / P.O. Box 4029 / Wichita, Kansas 67204 Phone: (316) 838-4229

792-SG